




District Report Card: 2017			
State: Telangana		District: Nizamabad	
Class: 3		Subject: Language	
Schools: 61		Students: 882	


Participation/Coverage


Students

<div>GENDER</div> <div></div>	Boys		Girls	
	Number	%	Number	%
	411	46.60	471	53.40

<div>AREA</div> <div></div>	Rural		Urban	
	Number	%	Number	%
	555	62.93	327	37.07

<div>CATEGORY</div> <div></div>	SC		ST		OBC		GEN	
	Number	%	Number	%	Number	%	Number	%
	169	19.16	102	11.56	507	57.48	104	11.79

<div>CWSN</div> <div></div>	LD	VI	HI	S&LD	ID	Oth
	0	1	1	1	3	6

<div>Management</div> <div></div>	Government		Government-aided	
	Number	%	Number	%
	722	81.86	160	18.14

Average Performance of Students in Language (%)

Overall	Gender		Area		Management		Social Group			
	Male	Female	Rural	Urban	Govt.	Aided	SC	ST	OBC	GEN
69.04	67.17	70.67	68.34	70.23	68.66	70.75	67.93	60.52	69.94	74.81

Performance on Learning Outcomes (LOs)

Learning Outcomes	Description	Average Performance(%)
L304	Reads small texts with comprehension i.e., identifies main ideas, details, sequence and draws conclusions	68.72
L312	Reads printed scripts on the classroom walls: poems, posters, charts etc.	69.68

Range of Performance of Students who Answered Correctly							
Below 30%		30% - 50%		50% - 75%		Above 75%	
Number	%	Number	%	Number	%	Number	%
66	7.48	134	15.19	279	31.63	403	45.69

Lowest Performing Learning Outcomes (LOs)

- 1 - Reads small texts with comprehension i.e., identifies main ideas, details, sequence and draws conclusions (68.72)
- 2 - Reads printed scripts on the classroom walls: poems, posters, charts etc. (69.68)